

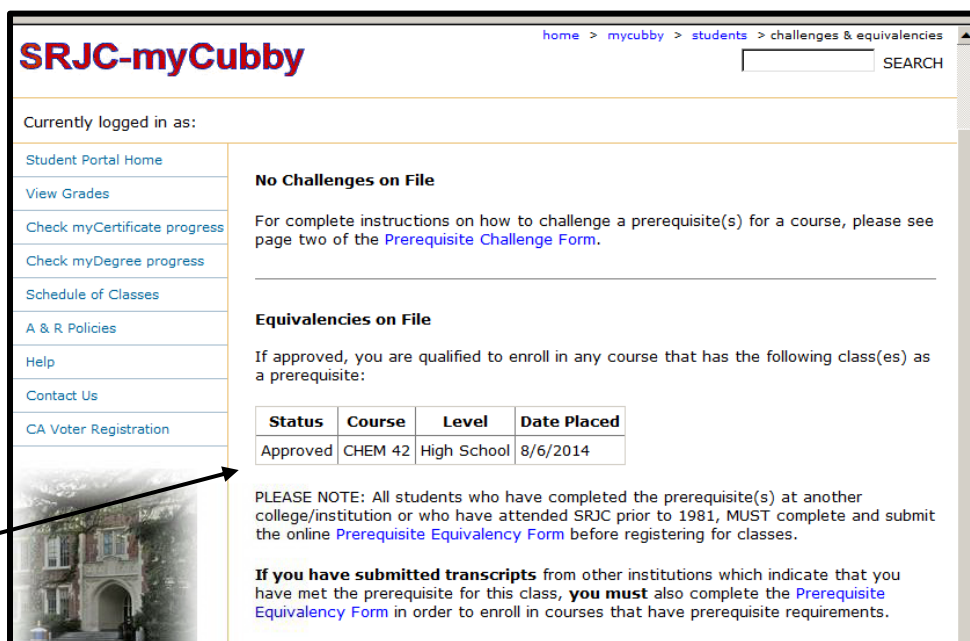
ACCESS CHEMISTRY DIAGNOSTIC REVIEW RESULTS WITHIN 3 BUSINESS DAYS

Access your test results by using the *Santa Rosa Junior College* main web site at www.santarosa.edu, instructions follow:

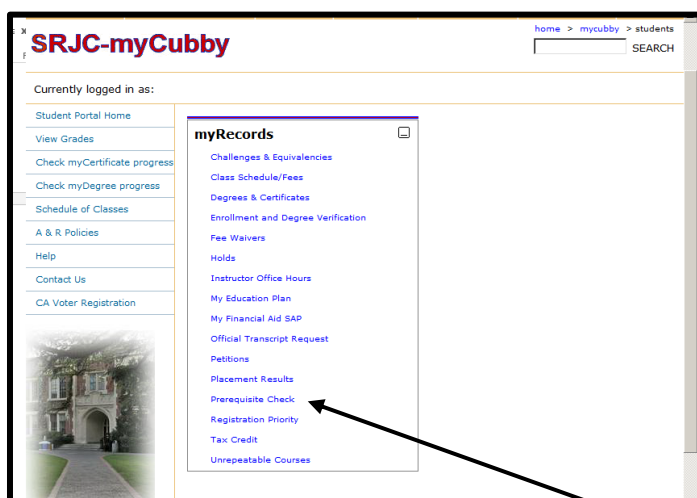
1. Find the “Student Portal, **Log-In**” at the top upper left-hand side of the page.
2. Enter your 9- digit SRJC **Student Identification Number** (SID.)
3. Enter your SRJC Student Portal **Pin Code**; then click on “**Go.**” If this is your first time logging into the Student Portal, use your 8-digit birth date. For example, 02171998. You will be then prompted to create a new Pin Code.
4. Click on “Challenges & Equivalencies”.



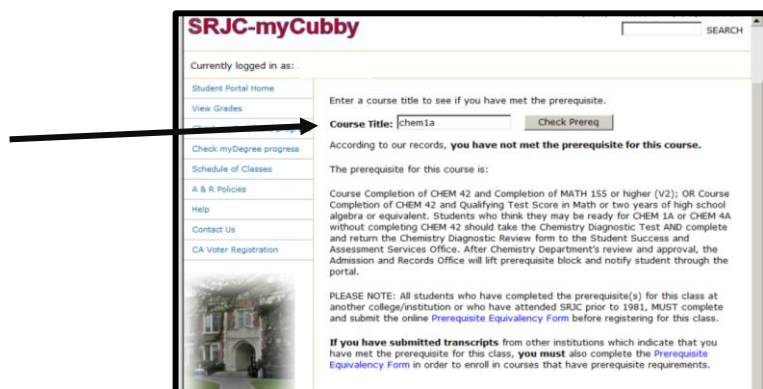
5.



6. If your petition is approved, but are being blocked from registering in the class. Go back to the home page of your student portal to review the prerequisites by clicking on Prerequisite Check



7. In the **Course Title** type in **CHEM 1A** or **4A**. Here you will find if required, additional pre-requisites that must be filled before registering for your course.



8. If you have any questions about prerequisites Contact Admission and Records office (707) 527-4685) or the Assessment office in the Santa Rosa Campus (707) 527-4661 or Petaluma Campus (707) 778-3908.

Santa Rosa Junior College
Student Success and Assessment Services
707-527-4661, Santa Rosa Campus/707-778-3908 Petaluma Campus